

### Data Sheet

**Total Power:** 20 W  
**Input Voltage:** 24 or 48 V  
**# of Outputs:** Single and Dual

### SPECIAL FEATURES

- Package size 1.0" x 1.0" x 0.4"
- Ultra-wide 4:1 input range:  
9 - 36 V<sub>in</sub>, 18 - 75 V<sub>in</sub>
- Very high efficiency up to 90%
- Operating temperature range:  
-40 °C to +85 °C
- Output voltage adjustable
- I/O isolation voltage 1500 VDC
- Remote ON/OFF control
- Metal case with isolated baseplate
- CSA/UL/IEC/EN 60950-1  
Safety Approval

### SAFETY

- cUL/UL 60950-1
- IEC/EN 60950-1



### Electrical Specifications

Input	
Input range:	9 - 36 Vdc, 18 - 75 Vdc
Efficiency:	89% @ 12 V <sub>o</sub>
Output	
Voltage tolerance:	±1.0%
Line regulation:	±0.2% for single output, ±0.5% for dual output
Load regulation:	±0.2% for 12 V, 15 V and 24 V, ±0.5% for 3.3 V and 5 V. ±1.0% for dual output
Noise/ripple:	3.3 V and 5 V Models: 75 mV; 12 V and 15 V Models: 100 mV; 24 V Models: 150 mV; Dual Output Models: 100 mV
Overload protection:	150% typ of I <sub>o max</sub> , hiccup
Short circuit protection:	Hiccup mode
Switching frequency	330 KHz
Isolation	
I/O isolation:	I/O: 1500 Vdc
Insulation resistance:	1000 Mohm
Insulation capacitance:	1500 pF

### Environmental Specifications

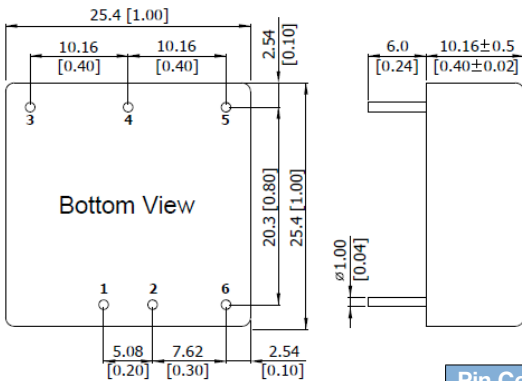
<b>Operating ambient temperature range:</b>	-40 °C to +85 °C
<b>Storage temperature:</b>	-50 °C to +125 °C
<b>Humidity:</b>	5% to 95% non-condensing
<b>MTBF:</b>	346 Khrs calculated

## Ordering Information

Part Number	Input Voltage	Output Voltage	Output Current	Efficiency	Power
AXA04F18-L	9 - 36 Vdc	3 V3	4.5 A	87%	15 W
AXA04A18-L	9 - 36 Vdc	5 V	4 A	89%	20 W
AXA01B18-L	9 - 36 Vdc	12 V	1.67 A	89%	20 W
AXA01C18-L	9 - 36 Vdc	15 V	1.33 A	89%	20 W
AXA00H18-L	9 - 36 Vdc	24 V	0.835 A	88%	20 W
AXA00BB18-L	9 - 36 Vdc	±12 V	±0.835 A	89%	20 W
AXA00CC18-L	9 - 36 Vdc	±15 V	±0.67 A	89%	20 W
AXA04F36-L	18 - 75 Vdc	3 V3	4.5 A	88%	15 W
AXA04A36-L	18 - 75 Vdc	5 V	4 A	89%	20 W
AXA01B36-L	18 - 75 Vdc	12 V	1.67 A	89%	20 W
AXA01C36-L	18 - 75 Vdc	15 V	1.33 A	89%	20 W
AXA00H36-L	18 - 75 Vdc	24 V	0.835 A	88%	20 W
AXA00BB36-L	18 - 75 Vdc	±12 V	±0.835 A	89%	20 W
AXA00CC36-L	18 - 75 Vdc	±15 V	±0.67 A	89%	20 W

To order the converter with heatsink, please add a suffix -HS (e.g. AXA01B36-LHS) to order code.

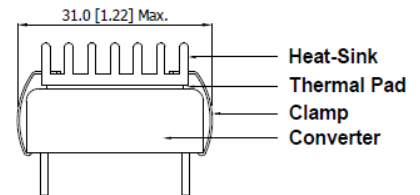
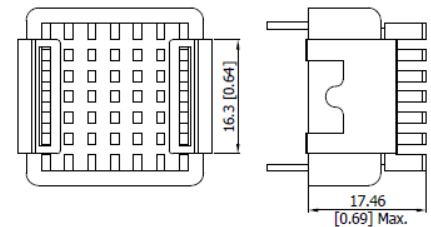
## Mechanical Dimensions



- All dimensions in mm (inches)
- Tolerance: X.X±0.25 (X.XX±0.01)  
X.XX±0.13 ( X.XXX±0.005)
- Pin diameter  $\varnothing$  1.0 ±0.05 (0.04±0.002)

Pin Connections		
Pin	Single Output	Dual Output
1	+Vin	+Vin
2	-Vin	-Vin
3	+Vout	+Vout
4	Trim	Common
5	-Vout	-Vout
6	Remote On/Off	Remote On/Off

### Heatsink (Option -HS)



## WORLDWIDE OFFICES

### Americas

2900 S.Diablo Way  
Tempe, AZ 85282  
USA  
+1 888 412 7832

### Europe (UK)

Waterfront Business Park  
Merry Hill, Dudley  
West Midlands, DY5 1LX  
United Kingdom  
+44 (0) 1384 842 211

### Asia (HK)

14/F, Lu Plaza  
2 Wing Yip Street  
Kwun Tong, Kowloon  
Hong Kong  
+852 2176 3333

**ARTESYN**  
EMBEDDED TECHNOLOGIES

[www.artesyn.com](http://www.artesyn.com)

While every precaution has been taken to ensure accuracy and completeness in this literature, Artesyn Embedded Technologies assumes no responsibility, and disclaims all liability for damages resulting from use of this information or for any errors or omissions. Artesyn Embedded Technologies, Artesyn and the Artesyn Embedded Technologies logo are trademarks and service marks of Artesyn Embedded Technologies, Inc. All other names and logos referred to are trade names, trademarks, or registered trademarks of their respective owners. © 2014 Artesyn Embedded Technologies, Inc.

For more information: [www.artesyn.com/power](http://www.artesyn.com/power)  
For support: [productsupport.ep@artesyn.com](mailto:productsupport.ep@artesyn.com)